

VISUAL NOTE TAKING

Starting with SHAPES




« Curved lines convey a mood of playfulness, suppleness, and movement. Curves... soften the content of their active message »
(Lester, 2017, p. 38)

LETTERING & fonts


• Serif • sans serif •
• TALL • WIDE •

« ... affect(s) how people will interpret a given message »
(Berger, 1989, p. 105)

BULLETS




BORDERS




FRAMES



CONNECTORS



DRAWING SYMBOLIC, ICONIC, & INDEXICAL SIGNS



SYMBOL: Arbitrary sign that must be learned. e.g. the letters of alphabet

ICON: Sign resembles the signifier. e.g. an emoji, stick figure etc.

INDEX: Sign has indication linked to signified. e.g. foot prints

FROM VERBAL to VISUAL LAYOUT

Empty Space Matters

Where are you starting from?


SHARE IDEAS

SOLVE PROBLEMS

MAP IDEAS

Tell Stories

LIST



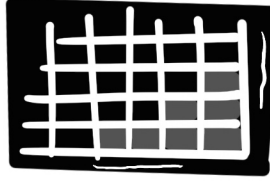
Listening & building trust

CLUSTER



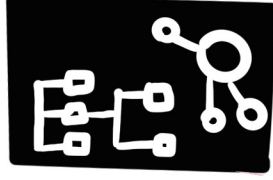
Clarifying, Planning & Making Connections

GRID



Weighing, Committing & deciding

DIAGRAM



Sequencing, Implementing & Exploring links

DRAWING



Presenting a Journey & using metaphor

MANDALA



Unifying, Mastering & Seeing how it all fits

(Ideas from The Grove & Malgosia Kosztecka)